



**ISO9001 : 2008  
MANUFACTORY**



**POWERED by  
HONDA™**

**SMC CORP® Made In Taiwan  
Total Good Quality Assurance !**



**SMC CORP® 尚緯機械有限公司**

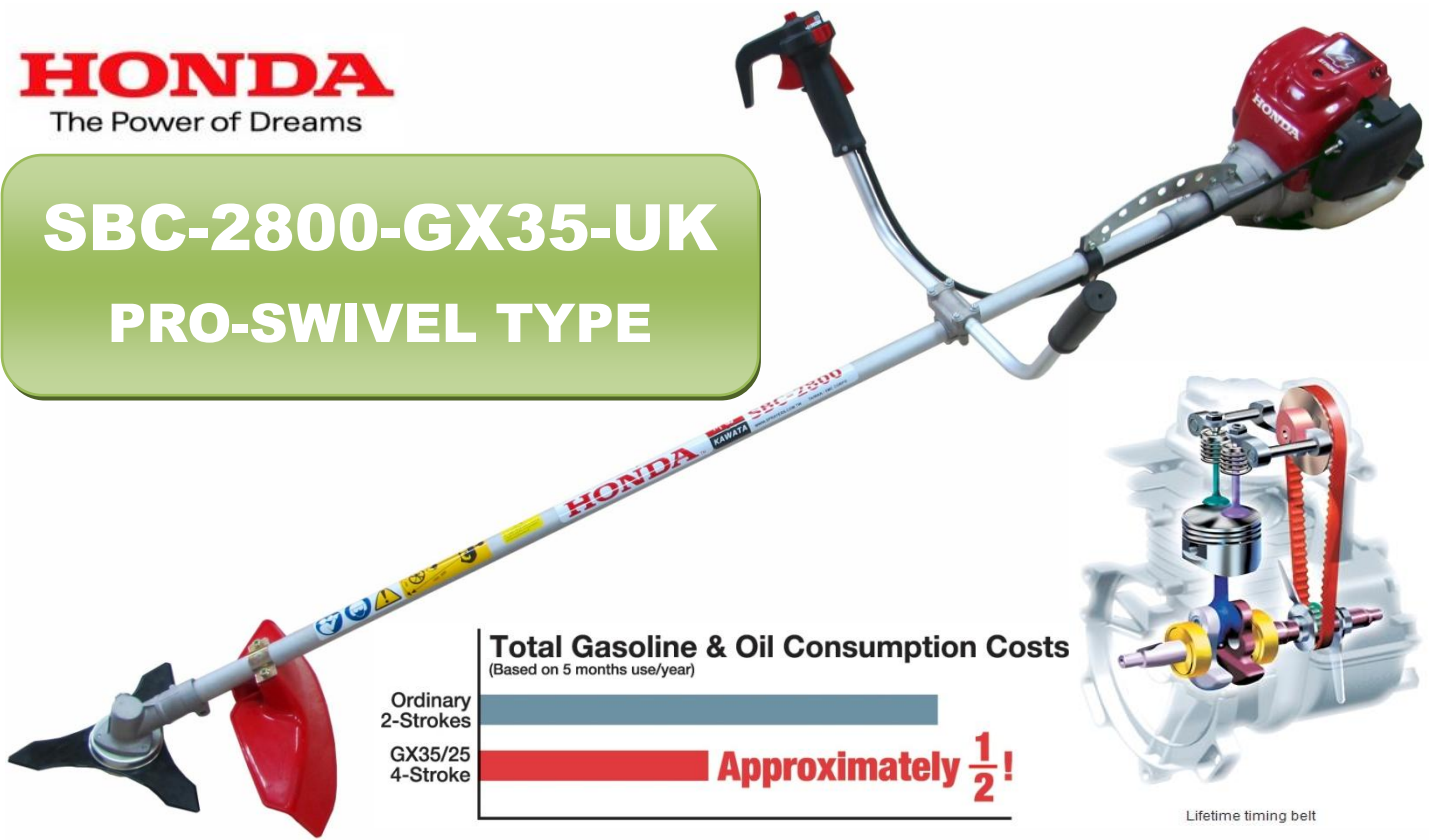
TEL : +886 - 48285327 FAX : +886 - 48285324 E-mail : info@kawata.com.tw  
No.8, Alley 528, Zhong Zheng Rd., Yuan Lin Township, Chang Hwa County 510, Taiwan

**WWW.KAWATA.COM.TW**

# HONDA

The Power of Dreams

## SBC-2800-GX35-UK PRO-SWIVEL TYPE



### Total Gasoline & Oil Consumption Costs (Based on 5 months use/year)

Ordinary  
2-Stroke  
GX35/25  
4-Stroke



Lifetime timing belt

Model No.	SBC-2800-GX35-UK
Articles Name	Professional Shoulder Type Brush Cutter
Engine Source	HONDA GX35
Displacement	35.8 c.c. / 4 Stroke
Max. Output	1.3 HP @ 7000 R.P.M.
Carburetor Type	Diaphragm Type
Fuel Type	Unleaded 86 octane or higher
Fuel Tank	0.6 Liter
Oil Capacity	100 c.c.
Clutch System	Automatic centrifugal System
Drive Tube	Aluminum Ø28 mm X 1500 mm
Drive Shaft	Solid Steel Ø8 mm X 1600 mm
Cutting Type	Swivel & Forward Cutting Function
Handle Type	Bike Type
Throttle Lever	Trigger Type
Safety Guard	ISO / CE Standard
Gear Case	For Ø28 mm aluminum tube ; 8 X 9T
Cutting Blade	3T / SK-5
Net Weight	8.0 kg
Size	130 x 160 x 1660 mm
1x20" Container Loading	500 PCS

# SMC CORP®

WWW.KAWATA.COM.TW

# HONDA

The Power of Dreams

## SBC-2800-GX35-AT ASIA STANDARD TYPE



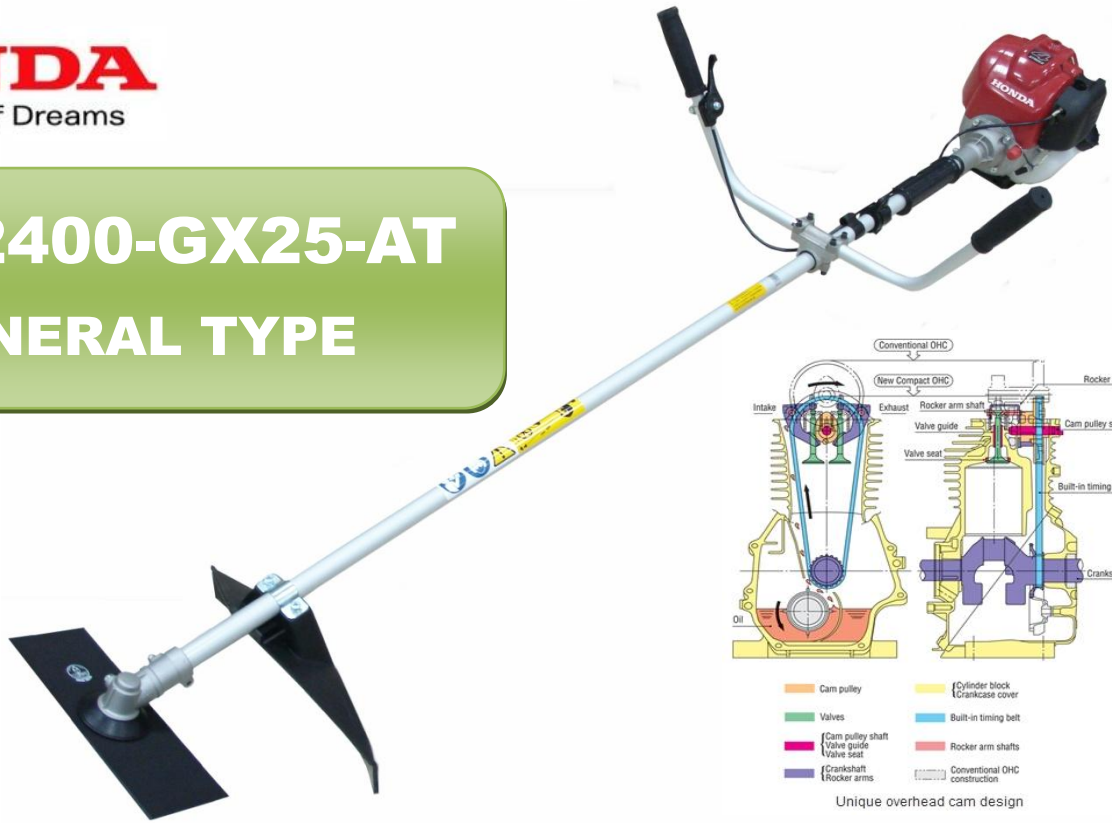
**HONDA GX35**

Model No.	SBC-2800-GX35-AT
Articles Name	Standard Shoulder Type Brush Cutter
Engine Source	HONDA GX35
Displacement	35.8 c.c. / 4 Stroke
Max. Output	1.3 HP@ 7000 R.P.M.
Carburetor Type	Diaphragm Type
Fuel Type	Unleaded 86 octane or higher
Fuel Tank	0.6 Liter
Oil Capacity	100 c.c.
Clutch System	Automatic centrifugal System
Drive Tube	Aluminum Ø28 mm X 1500 mm
Drive Shaft	Solid Steel Ø8 mm X 1600 mm
Cutting Type	Swivel & Forward Cutting Function
Handle Type	Bike Type
Throttle Lever	Thumb Push Type
Safety Guard	ISO / CE Standard
Gear Case	For Ø28 mm aluminum tube ; 8 X 9T
Cutting Blade	2T / SK-5
Net Weight	8.0 kg
Size	130 x 160 x 1660 mm
1x20" Container Loading	500 PCS

**SMC CORP®**

[WWW.KAWATA.COM.TW](http://WWW.KAWATA.COM.TW)

**SBC-2400-GX25-AT**  
**GENERAL TYPE**



Model No.	SBC-2400-GX25-AT
Articles Name	Standard Shoulder Type Brush Cutter
Engine Source	HONDA GX25
Displacement	25 c.c. / 4 Stroke
Max. Output	1.0 HP@ 7000 R.P.M.
Carburetor Type	Diaphragm Type
Fuel Type	Unleaded 86 octane or higher
Fuel Tank	0.6 Liter
Oil Capacity	80 c.c.
Clutch System	Automatic centrifugal System
Drive Tube	Aluminum Ø24 mm X 1500 mm
Drive Shaft	Solid Steel Ø7 mm X 1600 mm
Cutting Type	Swivel & Forward Cutting Function
Handle Type	Bike Type
Throttle Lever	Thumb Push Type
Safety Guard	ISO / CE Standard
Gear Case	For Ø26 mm aluminum tube ; 7 X 7T
Cutting Blade	2T / SK-5
Net Weight	7.0 kg
Size	130 x 160 x 1660 mm
1x20" Container Loading	500 PCS



**HONDA**  
The Power of Dreams

**KBC-2600-GX35-TW  
Knapsack Brush Cutter**

Model No.	KBC-2600-GX35-TW
Articles Name	Standard Backpack Type Brush Cutter
Engine Source	HONDA GX35
Displacement	35.8 c.c. / 4 Stroke
Max. Output	1.3 HP@ 7000 R.P.M.
Carburetor Type	Diaphragm Type
Fuel Type	Unleaded 86 octane or higher
Fuel Tank	0.6 Liter
Oil Capacity	100 c.c.
Clutch System	Automatic centrifugal System
Drive Tube	Aluminum Ø26 mm X 1500 mm
Drive Shaft	Soft Steel Ø7 mm X 1600 mm
Cutting Type	Backpack Cutting Function
Handle Type	Loop Type
Throttle Lever	Thumb Push Type
Safety Guard	ISO / CE Standard
Gear Case	For Ø26 mm aluminum tube ; 7 X 7T
Cutting Blade	2T / SK-5
Net Weight	8.5 kg
Size	130 x 160 x 1660 mm
1x20" Container Loading	500 PCS



**HONDA**  
The Power of Dreams

**KPS-768-GX25**  
**HONDA POWER SPRAYER**

Model No.	KPS-768-GX25
Articles Name	Knapsack Power Sprayer
Engine Source	HONDA GX25
Displacement	25 c.c. / 4 Stroke
Max. Output	1.0 HP@ 7000 R.P.M.
Carburetor Type	Diaphragm Type
Fuel Type	Unleaded 86 octane or higher
Fuel Tank	0.6 Liter
Oil Capacity	80 c.c.
Clutch System	Automatic centrifugal System
Chemical Tank	20 Liter
Chemical Tank Material	Add Anti-UV Material
Pump Type	Professional Type Brass Pump
Max. Pump Pressure	45 kg/cm <sup>2</sup>
Sprayer Working Pressure	20 ~ 25 kg / cm <sup>2</sup>
Spraying Volume	8 Liter / Min.
High Pressure Hose	45 kg/cm <sup>2</sup>
Sprayer Gun Nozzle	Standard / 2 holes
Net Weight	8.5 kg
Size	310 x 390 x 610 mm
1x20" Container Loading	270 PCS



**HONDA**

The Power of Dreams

**MS-25-GX25**

**HONDA 1 INCH WATER PUMP**



<b>Model No.</b>	<b>MS-25-GX25</b>
<b>Articles Name</b>	<b>HONDA 1 INCH WATER PUMP</b>
<b>Engine Source</b>	<b>HONDA GX25</b>
<b>Displacement</b>	<b>25 c.c. / 4 Stroke</b>
<b>Max. Output</b>	<b>1.0 HP@ 7000 R.P.M.</b>
<b>Carburetor Type</b>	<b>Diaphragm Type</b>
<b>Fuel Type</b>	<b>Unleaded 86 octane or higher</b>
<b>Fuel Tank</b>	<b>0.6 Liter</b>
<b>Oil Capacity</b>	<b>80 c.c.</b>
<b>Clutch System</b>	<b>Automatic centrifugal System</b>
<b>Pump Type</b>	<b>Centrifugal, Self-priming</b>
<b>Volute</b>	<b>Rigid Mounted Cast Iron</b>
<b>Impeller</b>	<b>Cast Iron</b>
<b>Mechanical Seal</b>	<b>Silicon Carbide</b>
<b>Discharge capacity</b>	<b>150 Liter / Min.</b>
<b>Total Head Lift</b>	<b>32 Meter</b>
<b>Suction Port Lift</b>	<b>8 Meter</b>
<b>Suction &amp; Discharge port diameter</b>	<b>25 mm / 1 inch</b>
<b>Net Weight</b>	<b>6.0 kg</b>
<b>Size</b>	<b>310 x 230 x 350 mm</b>
<b>1x20" Container Loading</b>	<b>1000 PCS</b>

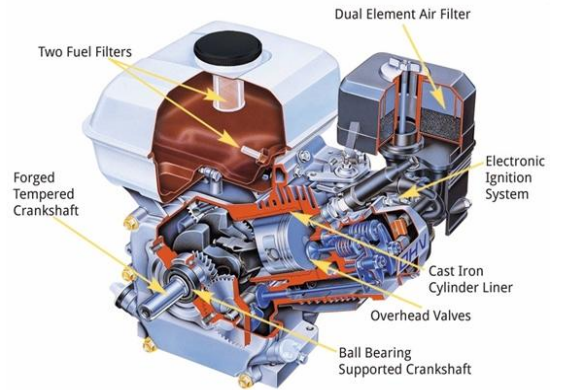
**SMC CORP®**

[WWW.KAWATA.COM.TW](http://WWW.KAWATA.COM.TW)



**HONDA**  
The Power of Dreams

**WP-20-GX120**  
**HONDA 2 INCH WATER PUMP**



GX series engines offer premium features and quality

<b>Model No.</b>	<b>WP-20-GX120</b>
<b>Articles Name</b>	<b>HONDA 2 INCH WATER PUMP</b>
<b>Engine Source</b>	<b>HONDA GX120</b>
<b>Displacement</b>	<b>118 c.c. / 4 Stroke</b>
<b>Max. Output</b>	<b>4.0 HP@ 3600 R.P.M.</b>
<b>Carburetor Type</b>	<b>Butterfly Type</b>
<b>Fuel Type</b>	<b>Unleaded 86 octane or higher</b>
<b>Fuel Tank</b>	<b>2.5 Liter</b>
<b>Oil Capacity</b>	<b>80 c.c.</b>
<b>Pump Type</b>	<b>Centrifugal, Self-priming</b>
<b>Volute</b>	<b>Rigid Mounted Cast Iron</b>
<b>Impeller</b>	<b>Cast Iron</b>
<b>Mechanical Seal</b>	<b>Silicon Carbide</b>
<b>Discharge capacity</b>	<b>600 Liter / Min.</b>
<b>Total Head Lift</b>	<b>32 Meter</b>
<b>Suction Port Lift</b>	<b>8 Meter</b>
<b>Suction &amp; Discharge port diameter</b>	<b>50 mm / 2 inch</b>
<b>Net Weight</b>	<b>23 kg</b>
<b>Size</b>	<b>455 x 365 x 420 mm</b>
<b>1x20" Container Loading</b>	<b>400 PCS</b>



**HONDA**  
The Power of Dreams

**WP-30-GX160**  
**HONDA 3 INCH WATER PUMP**

<b>Model No.</b>	<b>WP-30-GX160</b>
<b>Articles Name</b>	<b>HONDA 3 INCH WATER PUMP</b>
<b>Engine Source</b>	<b>HONDA GX160</b>
<b>Displacement</b>	<b>163 c.c. / 4 Stroke</b>
<b>Max. Output</b>	<b>5.5 HP@ 3600 R.P.M.</b>
<b>Carburetor Type</b>	<b>Butterfly Type</b>
<b>Fuel Type</b>	<b>Unleaded 86 octane or higher</b>
<b>Fuel Tank</b>	<b>3.6 Liter</b>
<b>Oil Capacity</b>	<b>80 c.c.</b>
<b>Pump Type</b>	<b>Centrifugal, Self-priming</b>
<b>Volute</b>	<b>Rigid Mounted Cast Iron</b>
<b>Impeller</b>	<b>Cast Iron</b>
<b>Mechanical Seal</b>	<b>Silicon Carbide</b>
<b>Discharge capacity</b>	<b>1100 Liter / Min.</b>
<b>Total Head Lift</b>	<b>28 Meter</b>
<b>Suction Port Lift</b>	<b>8 Meter</b>
<b>Suction &amp; Discharge port diameter</b>	<b>80 mm / 3 inch</b>
<b>Net Weight</b>	<b>26kg</b>
<b>Size</b>	<b>510 x 385 x 455 mm</b>
<b>1x20" Container Loading</b>	<b>300 PCS</b>

# Kawasaki

Let the good times roll.

**SBC-2600-TJ45-UK**

**PRO-SWIVEL TYPE**



**TJ45 / MADE IN JAPAN**

Model No.	SBC-2600-TJ45-UK
Articles Name	Professional Shoulder Type Brush Cutter
Engine Source	KAWASAKI TJ45
Displacement	45.4 c.c. / 2 Stroke
Max. Output	1.9 HP@ 8000 R.P.M.
Carburetor Type	Diaphragm Type
Fuel Type	Unleaded 86 octane or higher mixed oil 1: 50
Fuel Tank	0.9 Liter
Clutch System	Automatic centrifugal System
Drive Tube	Aluminum Ø26 mm X 1500 mm
Drive Shaft	Solid Steel Ø7 mm X 1600 mm
Cutting Type	Swivel & Forward Cutting Function
Handle Type	Bike Type
Throttle Lever	Trigger Type
Safety Guard	ISO / CE Standard
Gear Case	For Ø28 mm aluminum tube ; 7 X 7T
Cutting Blade	3T / SK-5
Net Weight	8.0 kg
Size	130 x 160 x 1660 mm
1x20" Container Loading	500 PCS

**SMC CORP®**

[WWW.KAWATA.COM.TW](http://WWW.KAWATA.COM.TW)



**TJ45 / MADE IN JAPAN**



**Kawasaki**

Let the good times roll.

**SBC-2600-TJ45  
BRUSH CUTTER**

**MADE IN TAIWAN SMC CORP®  
TOTAL QUALITY ASSURANCE**



**ISO9001:2008  
MANUFACTORY**

**SMC CORP®**

**No.8, Alley 528, Zhong Zheng Rd.,  
Yuan Lin Township, Chang Hwa County  
510, Taiwan**

**TEL : +886-48285327**

**FAX : +886-48285324**

**E-mail : info@kawata.com.tw**

**WWW.KAWATA.COM.TW**